

Polaris 2016-20 General Rear Panel

Thank you for choosing Rough Country for all your vehicle needs.

Please read instructions before beginning installation. Check the kit hardware against the kit contents shown below. Be sure you have all needed parts and know where they go.

If question exist, please call us @1-800-222-7023. We will be happy to answer any questions concerning this product.

KIT CONTENTS:

Rear Panel x1
Seal x1
Plastic Retainer Pins x4
Straps x2

Tools Needed:

1/4" Drill
Drill Motor



INSTALLATION INSTRUCTONS


1. Clean the surface of the UTV that the rear panel will be applied to. **See Photo 1.**
2. Place the rubber seal around the window panel, starting in the center of the bottom of the panel and work around all sides. Make sure the seal is firmly pressed onto all corners. **See Photo 2.**




3. Trim any excess of the seal. **See Photo 3.**
4. Place the rear panel onto the rear of the UTV. **See Photo 4.**




5. Install the 2 straps into the openings in each side of the rear panel. **See Photo 5.**
6. **NOTE:** How the strap is wrapped behind the pin. **See Photo 6.**





7. Wrap the strap behind the pin in the outer portion of the strap. **See Photo 7.**
8. Pull the strap tight, laying the mount into the opening in the rear panel. **See Photo 8.**



9. Secure by finishing the wrap around the strap. **See Photo 9.**
10. Using the holes in the rear panel as a guide and a 1/4" drill, drill 4 holes in the horizontal crossbar. **See Photo 10.**



11. Insert the 4 supplied retainers into the holes drilled in step 10. Firmly press on each retainer to ensure the pin is fully seated and secure. **See Photo 11.**
12. **Photo 12** shows all 4 retainer pins installed.





By purchasing any item sold by Rough Country, LLC, the buyer expressly warrants that he/she is in compliance with all applicable, State, and Local laws and regulations regarding the purchase, ownership, and use of the item. It shall be the buyers responsibility to comply with all Federal, State and Local laws governing the sales of any items listed, illustrated or sold. The buyer expressly agrees to indemnify and hold harmless Rough Country, LLC for all claims resulting directly or indirectly from the purchase, ownership, or use of the items.

